



Disponible en ligne sur
SciVerse ScienceDirect
 www.sciencedirect.com

Elsevier Masson France
EM|consulte
 www.em-consulte.com/en



Original article

Cognitive behaviour therapy versus eye movement desensitization and reprocessing for post-traumatic disorder – is it all in the homework then?

Thérapie cognitivo-comportementale et eye movement desensitization and reprocessing (EMDR) dans la prise en charge de l'état de stress post-traumatique – la différence n'est-elle due qu'aux exercices que l'on demande aux patients de réaliser chez eux ?

M.S.K. Ho*, C.W. Lee

Murdoch University, School of Psychology, 90, South Street Murdoch, Western Australia 6150, Australia

ARTICLE INFO

Article history:

Received 30 September 2010
 Received in revised form 20 August 2012
 Accepted 22 August 2012

Keywords:

EMDR
 Exposure
 TFCBT
 Homework
 Eye movements
 Mechanism of action

Mots clés :

EMDR
 Exposition
 TCC
 Exercices à domicile
 Mouvements des yeux
 Principe actif

ABSTRACT

Introduction. – Treatment of choice for post-traumatic stress disorder (PTSD) is either eye movement desensitization and reprocessing (EMDR) or trauma-focused cognitive behaviour therapy (TFCBT).

Objective. – The aim of the present meta-analysis was to determine whether there are any differences between these two treatments with respect to efficacy and efficiency in treating PTSD.

Method. – We performed a comprehensive literature search using several electronic search engines as well as manual searches of other review papers. Eight original studies involving 227 participants were identified in this manner.

Results. – There were no differences between EMDR and TFCBT on measures of PTSD. However, there was a significant advantage for EMDR over TFCBT in reducing depression (Hedge's $g = 0.63$). The analysis also indicated a difference in the prescribed homework between the treatments. Meta-regression analyses were conducted to examine the relationship between hours of homework and gains in depression and PTSD symptoms.

Conclusion. – These findings are discussed in terms of efficacy and cost-effectiveness and the use of homework in therapy.

© 2012 Elsevier Masson SAS. All rights reserved.

R É S U M É

Objectif. – Les thérapies cognitivo-comportementales (TCC) et *eye movement desensibilisation and reprocessing* (EMDR) sont des traitements privilégiés dans la prise en charge du trouble de stress post-traumatique (ESPT). Le but de la présente méta-analyse sera de déterminer s'il existe des différences entre ces deux traitements en ce qui concerne leur efficacité.

Méthode. – Une recherche exhaustive de la littérature a été réalisée en utilisant plusieurs bases de données, ainsi que des recherches manuelles d'articles de synthèse. Huit études originales sur 227 identifiées ont été retenues.

Résultats. – Il n'y a pas de différence entre TCC et EMDR en ce qui concerne la prise en charge de l'ESPT. Cependant, on note une meilleure efficacité de l'EMDR, par rapport aux TCC, dans la réduction de la dépression (Hedge's $g = 0,63$). L'analyse a également montré une différence en ce qui concerne les exercices que l'on demande aux patients de faire à leur domicile entre les séances, ce qui est particulièrement le cas avec les TCC. Des analyses ont été effectuées pour examiner la nature du lien entre les heures passées à faire ces exercices et les effets bénéfiques sur la dépression et l'ESPT.

Conclusion. – Les résultats obtenus sont discutés afin d'envisager le rapport coût/bénéfice (qui apparaît plus avantageux avec l'EMDR) de l'usage de ces exercices dans la prise en charge des patients.

© 2012 Elsevier Masson SAS. Tous droits réservés.

* Corresponding author.

E-mail address: marg.sgia@gmail.com (M.S.K. Ho).

1. Introduction

The recommended first line treatment for post-traumatic stress disorder (PTSD) is either eye movement desensitization and reprocessing (EMDR) or trauma-focused cognitive behaviour therapy (TFCBT; Bisson & Andrew, 2009). These two therapies work well when compared with a wait-list control (Hogberg et al., 2006; Resick, Nishith, Weaver, Astin, & Feuer, 2002) against other forms of accepted practices for PTSD (e.g. supported counselling; Foa et al., 1999) and also when they are directly compared against each other (Devilley & Spence, 1999; Rothbaum, Astin, & Marsteller, 2005). This attests to the robustness of findings for both. Currently the mechanism of action for the effectiveness of EMDR remains controversial, hence it has been suggested that EMDR is a variant of TFCBT as both share key elements of exposure and cognitive processing (Australian Centre for Posttraumatic Mental Health, 2007; Lohr, Tolin, & Lilienfeld, 1998). Similarities between the two approaches include a cognitive component, imaginal templating (rehearsal of coping responses to future stressors) and exposure (Lohr et al., 1998). However, these differences are superficial especially if one considers the procedures and the assumed processes that are involved.

According to Shapiro (2001), EMDR alleviates distress by facilitating access to the traumatic memory network and allowing this consolidation to occur by forging associations between the traumatic memory and more adaptive memories or information. The memory of the traumatic event is initially accessed by having the client identify the dominant visual image, associated negative cognitions, affect and body sensations as well as a more positive and adaptive cognition. Whilst the client focuses on these images, negative cognitions affect and body sensations, they simultaneously engage in therapist directed eye movements for approximately 24 seconds. Associations are then elicited and they become the focus of the next set of dual-attention processing. This sequence is repeated numerous times throughout the session, following standardised procedures with the associations usually becoming more and more adaptive as the session progresses. When the initial memory no longer triggers any distress and the client is able to endorse an associated positive self-referencing cognition, the process is repeated with related current triggers and future apprehensions, ensuring that all past, present and future aspects of the memory network are fully resolved and transformed (Shapiro, 2001).

TFCBT utilises traditional techniques of exposure which can be accomplished via systematic desensitization whereby the client is taught to pair the traumatic memory with anxiogenic-incompatible behaviour, such as slow breathing (Brewer, 2001) or prolonged exposure (PE) which involves direct confrontation with the threatening stimulus (Foa & Rothbaum, 1998). Avoidance is prevented at all costs to ensure habituation occurs. Exposure in this instance is long and sustained, requiring patients to relive the memory or confront the threat for at least 60 minutes duration in session and then also for homework. In contrast, although reliving often occurs during EMDR the dual attention processing eventually creates a sense of distance and mindfulness (Lee et al., 2006). The occurrence of free association is thought to demonstrate successful consolidation between the event and the client's current knowledge networks (Lee et al., 2006; Rogers and Silver, 2002). These processes would be considered avoidance in PE and a hindrance to treatment progress (Foa & Rothbaum, 1998).

How these mechanisms, in particular the eye movements aid the therapeutic process is uncertain, though some proponents suggest that there is a psychophysiological response with respect to autonomic changes (Elofsson, von Scheele, Theorell, & Sondergaard, 2008; Sack, Lempa, Steinmetz, Lamprecht, & Hofmann, 2008), for more information. Perhaps the most researched and supported

model for the mechanism of eye movements in EMDR is the working memory model. This model assumes that because the two tasks of focusing on a distressing memory and making eye movements is sufficient to tax the working memory system during retrieval – the vividness and emotionality of the visual images is reduced (Engelhard, van den Hout, Janssen, & van der Beek, 2010; van den Hout et al., 2011).

This was confirmed by Gunter and Bodner (2008) who found that participants who engaged in eye movements whilst holding an unpleasant memory in mind experienced a reduction in vividness, emotionality and completeness compared with those participants who engaged in eye movements after thinking about the event. This degraded memory is thought to be more agreeable to focus on and thus reprocessing can occur. The degraded memory may also elicit other memories (free association) hence allowing further integration. According to the working memory model though, any task that can sufficiently stretch the resources of the working memory pool can be used to disrupt traumatic memories, consequently the eye movements cannot be considered to have a unique effect as drawing complex shapes has been found to also decrease the vividness of emotional memories (Gunter & Bodner, 2008). Perhaps what may be unique about the eye movements is their ability to reduce the distressing nature of “flash-forwards” – vivid and emotional images about feared future events. Engelhard et al. (2010) explored this in a non-clinical sample whose ratings for feared future images significantly decreased in vividness and emotionality during the eye movement condition and not in the no dual task condition. Whichever it may be, there is now mounting evidence for the role of eye movements in EMDR and therefore further evidence that it is not a variant of CBT-based approaches.

The fact that there is little to no homework assigned in EMDR is also puzzling, as homework is considered to be a necessary and vital component of most psychotherapeutic endeavours, particularly CBT. A recent meta-analysis by Kazantzis, Whittington and Dattilio (2010) of 46 studies ($n = 1,072$), directly contrasting therapies with and without homework produced a small to medium effect size in favour of therapy with homework. The authors conclude that homework assignments are clearly beneficial and increase the effectiveness of therapies, which are already clinically robust. This conclusion may not be applicable to all treatments though. Indeed the meta-analysis by Kazantzis et al. (2010) did not include studies of EMDR, a treatment known for its minimal homework requirements. Studies comparing CBT and EMDR reveal number of sessions to be comparable (Lee, Gavriel, Drummond, Richards, & Greenwald, 2002; Power et al., 2002), as well as treatment outcomes (in some cases EMDR has proven to be superior e.g. Ironson, Freund, Strauss, & Williams, 2002) however hours of homework assigned to the study participants are not.

The homework component in EMDR has never before been systematically studied. Presumptions insisting that EMDR is more efficient sprung from an earlier meta-analysis by Van Etten and Taylor (1998) who concluded that although the effect sizes were equivalent in CBT and EMDR, number of sessions in EMDR was significantly fewer. However, this analysis did not restrict itself to studies that compared each therapy under identical conditions. A meta-analysis by Seidler and Wagner (2006) was conducted to rectify this issue and only randomised control trials that contained each treatments was included in the data. They found no advantage for one treatment approach over the other. They also did not venture into investigating the “efficiency” statement put forth by Van Etten and Taylor (1998) as there was significant heterogeneity in their results.

Since the publication of Seidler and Wagner's (2006) paper, there have been more studies, which directly compare EMDR and

TFCBT. This allows for active-active comparisons and as such, it seemed appropriate to conduct a new meta-analysis, the aim of which is to compare the treatment outcomes of EMDR with exposure-based CBT treatments for PTSD. Homework hours will be used as a moderator variable to investigate the extent to which it influences the validity of which treatment may be more *efficient*. It is proposed that an exploration of this discrepancy could offer further insights into EMDR and add to the conjecture on whether EMDR is a variant of TFCBT, or a distinct treatment modality with its own key processes and mechanisms.

2. Method

2.1. Literature search

Potentially relevant trials were identified via the following electronic databases: Medline (PSS-SR; National library of medicine, 1999), PsycINFO (American psychological association, 2010b), PsycARTICLES (American psychological association, 2010a) and Ebscohost (Ebsco publishing, 2010). The search was conducted using the search terms EMDR or eye movement and randomised outcome or randomized outcome or controlled study or CBT. Additional studies were identified by manual search of past meta-analyses and recent reviews (Adler-Tapia & Settle, 2009; Benish, Imel, & Wampold, 2008; Bisson et al., 2007; Davidson & Parker, 2001; Rodenburg, Benjamin, de Roos, Meijer, & Stams, 2009; Seidler & Wagner, 2006; Van Etten & Taylor, 1998). These findings were then cross-checked with the EMDR institute website's extensive reference section to ensure that all pertinent studies were located (EMDR Institute, 2004).

2.2. Inclusion/exclusion criteria

Studies were selected for inclusion if they met at least four out of the seven gold standards for PTSD treatment outcome research as identified by Foa and Meadows (1997). The standards are as follows:

- clearly defined symptoms of significant trauma-related psychopathology;
- reliable and valid measures;
- use of independent (blind) evaluators;
- trained assessors;
- manualised, replicable, specific treatment programs;
- unbiased assignment to treatment;
- treatment adherence.

The first two standards were considered an absolute requirement for inclusion to ensure that the studies chosen were comparing treatment outcomes of the same psychological condition and used measures with good psychometric properties that had the ability to assess symptom severity (Foa & Meadows, 1997).

2.3. Inclusion of studies

The four electronic searches and six articles resulted in 119 unique studies. Of these, 45 were excluded because they were review papers only. A further 41 were excluded because they were either a case report or EMDR was not compared directly with exposure based CBT. Ten studies were eye movement only studies and one article was published in a language other than English. Thus a total of 21 studies were retrieved for more detailed evaluation and five studies were excluded as the participants had no clear PTSD diagnosis (Wanders, Serra, & de Jongh, 2008), four studies were excluded due to their design (additive or non-randomised; Karatzias et al., 2007), three were excluded as the comparative treatment was not clearly defined or not compared directly with exposure based CBT (Edmond, Rubin, & Wambach, 1999) and one study was excluded as the participants were children (Jaberghaderi, Greenwald, Rubin, Zand, & Dolatabadi, 2004). In total, eight studies were located that satisfied the inclusion criteria. Table 1 summarises these studies in terms of their methodological qualities based on Foa and Meadows' (1997) seven gold standards.

Table 1
Studies included in the meta-analysis.

Foa & Meadows (1997) 7 Gold Standards									
Authors	<i>n</i>	Defined symptoms	Reliable measures	Blind evaluators	Trained assessors	Manualised replicable programs	Randomised	Treatment adherence	Number of criteria met
Vaughan et al., 1994	EMDR: 12 CBT: 13	Yes, DSM-III-R criteria ^a	SI-PTSD, STAI, IES	Yes	Yes	Yes	Yes	Yes	7
Devilley & Spence, 1999	EMDR: 11 CBT: 12	Yes, DSM-IV criteria	PTSD-I, IES, CMS, PSS-SR	No	No	Yes	Yes	Yes	5
Ironson et al., 2002	EMDR: 10 CBT: 9	Yes, DSM-III-R criteria	PSS-SR, DES	No	No	Yes	Yes	Yes	5
Lee et al., 2002	EMDR: 12 CBT: 12	Yes, DSM-IV criteria	SI-PTSD, IES, MMPI-K	No	Yes	Yes	Yes	Yes	6
Power et al., 2002	EMDR: 27 CBT: 21	Yes, DSM-IV criteria	CAPS, IES, SI-PTSD	Yes	Yes	Yes	Yes	Yes	7
Taylor et al., 2003	EMDR: 15 CBT: 15	Yes, DSM-IV- TR criteria	CAPS	Yes	Yes	Yes	Yes	Yes	7
Rothbaum et al., 2005	EMDR: 20 CBT: 20	Yes, DSM-IV criteria	CAPS, IES, PSS-SR	Yes	Yes	Yes	Yes	Yes	7
Johnson & Lubin, 2006	EMDR: 9 CBT: 9	Yes, MISS	CAPS, SCL-90, SUDS	Yes	Yes	Yes	Yes	Yes	7

^a 22% had fewer than three category C (avoidance/numbing) symptoms.

Table 2
Results used to calculate *P*-values.

Study	Reported Value			
	Outcome measure	<i>F</i> -ratio	<i>t</i> -value	<i>P</i> -value
Rothbaum et al., 2005	Composite total score	108.8		0.000
Taylor et al., 2003	CAPS avoidance	4.61		0.04092
	CAPS re-experiencing	7.01		0.01337
	CAPS total score EMDR		4.52	0.00048
Johnson & Lubin, 2006	CAPS total score exposure		3.66	0.00257
	Beck depression scale	2.85		0.10002

2.4. Analyses

The following measures from the eight studies were drawn upon for the calculation of PTSD effect sizes:

- Impact of Event Scale (IOE) (Horowitz, Wilner, & Alvarez, 1979);
- SI PTSD symptom checklist (Davidson, Smith, & Kudler, 1989);
- Clinician Administered PTSD Subscales (Blake et al., 1997);
- PTSD Symptom Severity Scale (PTSD SS) (Foa, 1995);
- Revised Symptom Checklist-90 (SCL-90-R) (Derogatis, 1992);
- Subject Units of Distress Scale (SUDS) (Wolpe, 1969);
- Civilian Mississippi Scale for PTSD (CMS) (Keane, Caddell, & Taylor, 1988);
- PTSD Symptom Scale – Self-Report (PSS-SR) (Foa, Riggs, Dancu, & Rothbaum, 1993);
- PTSD interview (PTSD-I) (Watson, Juba, Manifold, Kucala, & Anderson, 1991);
- Dissociative Experiences Scale-II (DES-II) (Bernstein & Putnam, 1986);
- State-Trait Anxiety Inventory (STAI) (Spielberger, Gorsuch, & Lushene, 1970);
- Keane's Post-Traumatic Stress Disorder Scale from the Minnesota multiphasic personality inventory (MMPI-K) (Keane et al., 1988).

For the calculation of depression effect sizes, the following measures' post-test scores were used:

- Beck depression inventory (BDI) (Beck, Ward, Mendelson, Mock, & Erbaugh, 1961);
- Beck depression scale (BECK-D) (Beck, 1987);
- Montgomery Asberg Depression Rating Scale (MADRS) (Montgomery & Asberg, 1979);
- the Hospital Anxiety and Depression Scale (HADS) (Zigmond & Snaith, 1983);
- the Hamilton Rating Scale for Depression (HRSD) (Hamilton, 1960).

For each of the studies, effect sizes were calculated using the computer program comprehensive meta-analysis; version 2 (CMA; Borenstein, Hedges, Higgins, & Rothstein, 2005). The mean and standard deviation of each intervention's (EMDR or CBT) post-test

score for each of their chosen outcome measures was entered into CMA. Where means and standard deviations were not reported, *P*-values were used instead. This occurred for three studies: Johnson and Lubin (2006), Rothbaum et al. (2005) and Taylor et al. (2003). The *P*-values were computed via a syntax file created in SPSS using the reported *F*-ratio or *t*-value and the degrees of freedom as sourced from the analyses stated in the results section of each of the studies (see Table 2 for a list of values taken from each of the studies).

Both the random- and the fixed-effects models were examined to see whether any discrepancies would materialize. The fixed-effects model assumes that the studies included come from the entire population that you are interested in, whilst the random-effects model assumes that the studies included in the meta-analysis represent only a sample of that particular population; therefore each study brings with it a certain amount of heterogeneity (Whitehead, 2002). Where there is significant heterogeneity that cannot be explained by observed moderators, Hedges and Vevea (1998) recommend using the random-effects model data instead. Heterogeneity indicated by the I^2 statistic, which yields heterogeneity in percentages (0%=no, 25%=low, 50=moderate, 75%=high heterogeneity of effect size) was calculated using CMA.

A funnel plot on primary outcome measures and Duval and Tweedie's trim and fill method (Duval and Tweedie, 2000) was used to evaluate the studies for publication bias. Again, this was accomplished via the CMA software (Borenstein et al., 2005).

2.5. Homework hours and session times

The number of prescribed homework hours and session times for each of the treatment modalities was determined to ensure that an accurate time ratio could be calculated. Where hours of homework and session times were not clearly defined in the papers (Jaberghaderi et al., 2004), the treatment manuals were acquired and two postgraduate research students were engaged to calculate the total number of prescribed homework hours for each study condition (e.g. EMDR or TFCBT) and the total number of hours spent in session. Each study was discussed until a consensus was reached and these ratings were used in the final calculation of the ratio (Table 3).

Table 3
Hours spent in treatment and completing homework for eye movement desensitization and reprocessing (EMDR) and trauma-focused cognitive behaviour therapy (TFCBT) plus ratio calculations.

Study	EMDR number of hours (in session)	EMDR homework	Total EMDR hours	TFCBT number of hours (in session)	TFCBT hours of homework	Total TFCBT hours	Ratio
Power et al., 2002	10	1.75	11.75	10	36	46	3.914894
Lee et al., 2002	10.5	1.25	11.75	10.5	17.3	27.8	2.365957
Taylor et al., 2003	12	1.75	13.75	12	42	54	3.927273
Vaughan et al., 1994	4.3	0.75	5.05	4.3	19.8	24.1	4.772277
Devilley & Spence, 1999	14.5	1.5	16	14.5	24.75	39.25	2.453125
Rothbaum et al., 2005	13.5	1.75	15.25	13.5	14.9	28.4	1.862295
Ironson et al., 2002	5.85	12.5	18.35	5.85	12.5	18.35	1
Johnson & Lubin, 2006	8.65	0	8.65	13.2	17.3	30.5	3.526012

Table 4

Meta-analyses of studies comparing the effects of eye movement desensitization and reprocessing (EMDR) with trauma-focused cognitive behaviour therapy (TFCBT).

Study	n	Hedge's g	95% CI	Q	I ²	P-value
<i>Effect sizes at post-test</i>						
All comparisons – PTSD measures	8	0.230	–0.032–0.491	7.579	7.637	0.085
All comparisons – Depression measures	8	0.633	0.369–0.897	15.185*	53.903	0.000**
Two possible outliers removed ^a	6	0.909	0.551–1.267	1.897	0.000	0.000**

* Significant at 0.05 level.

** Significant at P<0.001.

^a Depression only measures.

3. Results

3.1. Description of included studies – Post-traumatic stress disorder (PTSD) and depression

The eight studies comparing EMDR with exposure based CBT refer to a total of 227 participants (116 in the EMDR condition and 111 in the CBT condition; average age = 35.64). Out of the eight studies, seven were not trauma specific populations (i.e. participants reported a range of different and sometimes multiple trauma experiences), and one study was limited to female victims of rape (Rothbaum et al., 2005).

3.2. Effect sizes

The results indicating the difference between EMDR and exposure-based CBT on PTSD only measures are presented in Table 4 and plotted in Fig. 1 along with the effect sizes and 95% confidence intervals for the individual studies. The mean effect size indicating the differences between EMDR and exposure based CBT is small and not statistically significant (Hedge's g = 0.23; fixed effects model; 95% CI: –0.032–0.491). As there was minimal heterogeneity (I² = 7.637), the fixed effects model was used.

The effect sizes for the depression symptoms ranged from –0.784 to 1.291 (Fig. 2 and Table 3) and the mean effect size was moderate according to Hedge's g = 0.633 (fixed effects model; 95% CI: 0.369–0.897) with moderate heterogeneity (I² = 53.90). The effect size is significant at a 0.01 level; P = 0.000, which suggests

that EMDR may be useful for PTSD patients who are experiencing symptoms of depression.

3.3. Publication bias

Inspection of the funnel plot and Duval and Tweedie's (2000) trim-and-fill procedure revealed that when the standard error was plotted there were no noticeable outliers for the PTSD outcome measures. However, there were two outliers for the depression measures' funnel plot; whereby two studies' 95% confidence intervals fell outside the 95% confidences intervals of the pooled effect size (Devilley & Spence, 1999; Taylor et al., 2003). These two studies were removed and the mean effect size was recalculated revealing a large effect – Hedge's g = 0.909 (fixed effects model; 95% CI: 0.551–1.267) with zero heterogeneity (Table 4).

3.4. Differences in homework

There were reported differences in the amount of prescribed homework. The mean number of homework hours for CBT was approximately 23 plus or minus 10.58 hours (SD) and the mean number of homework hours for EMDR was approximately 2.65 plus or minus 4.02 hours (SD). An indication of the effect size per hour of treatment was calculated. Standard effect sizes from pre-treatment to post-treatment were calculated using Cohen's d (the difference between the two comparison conditions' means divided by the pooled standard deviation) and effect size per hour was calculated by dividing the total effect size for each of the conditions by

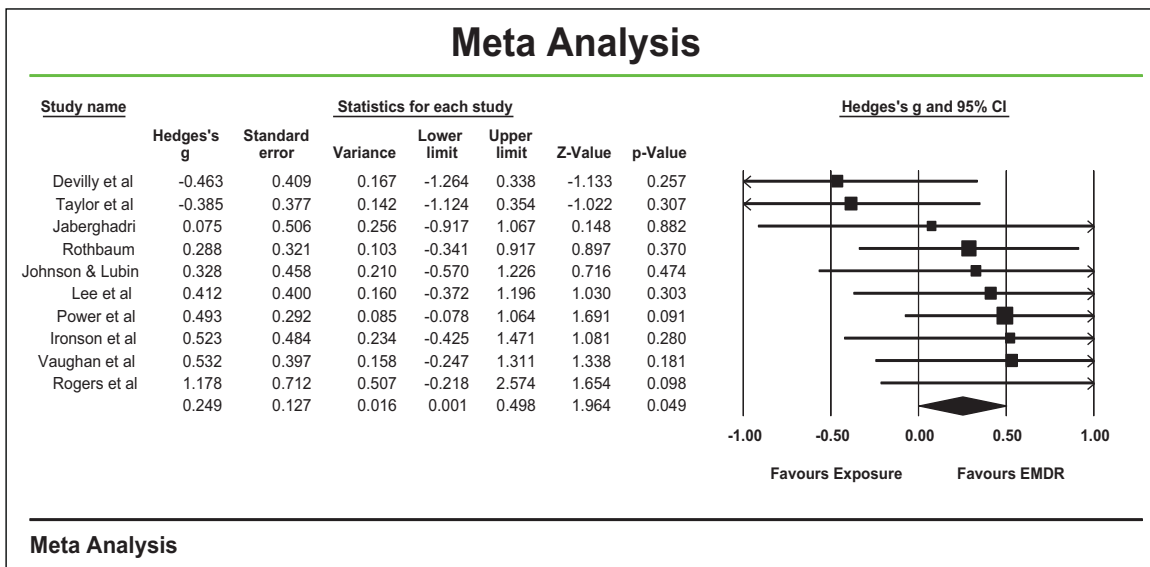


Fig. 1. Eye movement desensitization and reprocessing (EMDR) versus exposure based cognitive behaviour therapy (CBT) effect sizes – Post-traumatic stress disorder (PTSD) measures.

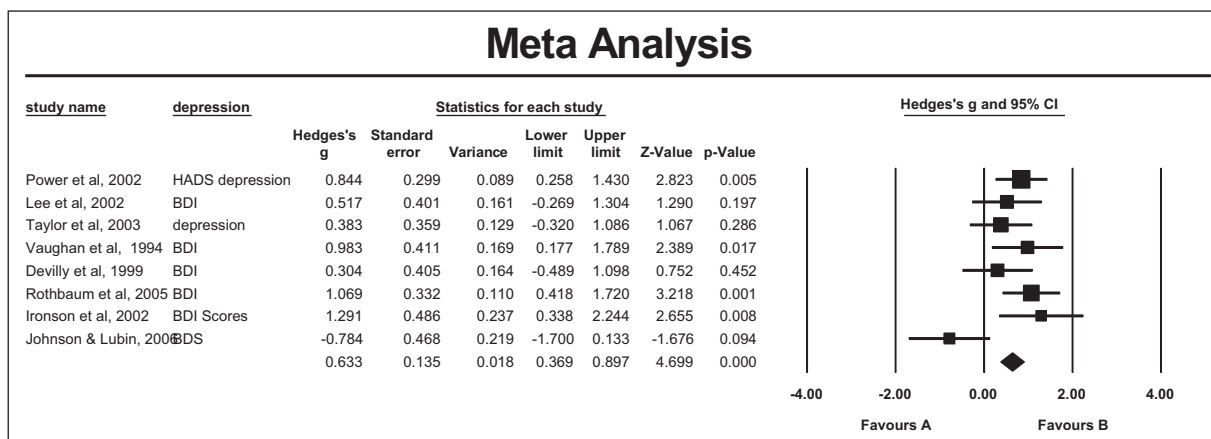


Fig. 2. Eye movement desensitization and reprocessing (EMDR) versus exposure based cognitive behaviour therapy (CBT) effect sizes – Depression.

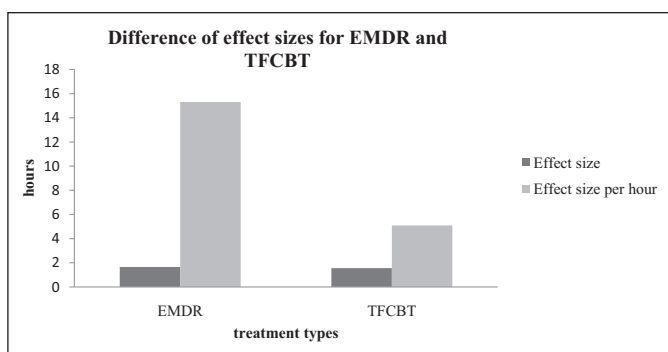


Fig. 3. Difference between homework effect sizes for eye movement desensitization and reprocessing (EMDR) and trauma-focused cognitive behaviour therapy (TFCBT).

the number of hours of homework and multiplying by 100. Fig. 3 illustrates the obtained difference between these two conditions.

3.5. Meta-regression analyses – Homework

In a meta-regression analysis, we tested whether the mean PTSD effect size related to time spent in session and doing homework. A time ratio was calculated for all eight studies by combining session hours and homework hours of CBT and then dividing this amount by the sum of session and homework hours of EMDR. The time ratio did not relate significantly to the PTSD effect sizes ($P=0.91$) with the point estimate of the slope at 0.012 (95% CI: $-0.22-0.24$).

We conducted another meta-regression – this time to investigate whether or not the depression symptoms effect size would be related to the time ratio as described above, but using only six of the studies (recall two studies were considered to be outliers as evidenced by the publication bias funnel plot: Devilly & Spence, 1999; Taylor et al., 2003). The analyses revealed that the time ratio related significantly to the pooled effect size as evidenced by the intercept P -value ($P=0.012$). The point estimate of the slope was -0.094 (95% CI: $-0.415-0.22$).

4. Discussion

The purpose of this meta-analysis was to provide an up-to-date investigation of whether or not treatment outcomes for EMDR and trauma-focused CBT differ in efficacy and to also extend the clinical field further by trying to understand the role that homework plays with respect to treatment efficiency. Eight randomised control studies, which directly compare EMDR with CBT approaches

in PTSD populations yielded similar effect sizes. Six of the studies also investigated depression outcomes and a large effect size emerged, revealing that EMDR may be more advantageous for PTSD patients experiencing co-morbid depression. Heterogeneity was moderate in the initial calculation of the depression effect size data and after the removal of two outliers, it was reduced to zero.

There was no significant association between the time ratio and the PTSD effect sizes indicating that homework is not a moderator in this instance and it would appear that EMDR as a treatment for PTSD is equivalent to CBT irrespective of number of hours of homework assigned/completed. It could therefore be argued that homework is not a requirement for clients undergoing EMDR, as the results would still be comparable. It is interesting to note however that when the meta-regression was conducted with the depression effect sizes, a significant association was observed. This is difficult to know what this result may mean since the regression does not look independently at homework and treatment effects. A direct comparison between the two treatments with high and low doses of homework is needed to tease out this effect.

The results of the current study are at odds with an earlier meta-analysis conducted by Seidler and Wagner (2006), which did not find any differences between EMDR and TFCBT for patients with PTSD with or without co-morbid depression. The difference may in part be accounted for by the inclusion of a more recent paper in the current analysis, and in rejecting papers that contributed significantly to the heterogeneity of the findings. The authors admit that there was significant heterogeneity in their meta-analysis, but did not investigate further due to the small number of studies. Heterogeneity was minimal in the current study with respect to the initial analysis, which was used to calculate the effect size for the PTSD outcome data and adjusted for the co-morbid depression data whereby two outliers were removed and this still returned a significant effect size. Caution should be exercised though when interpreting the results as the number of studies included in this meta-analysis is still relatively small as are the sample sizes of the individual studies. An argument could also be made that the random effects model would have been appropriate, but given the low heterogeneity, it seemed acceptable to use the fixed effects model. The finding that EMDR can improve symptoms of depression has been noted in independent reviews of the evidence for the effectiveness of EMDR (National institute for clinical excellence, 2005).

The finding of a non-significant effect for EMDR over TFCBT is not surprising as both are effective treatments for PTSD and this is in line with other meta-analyses such as Bisson et al. (2007) and Davidson and Parker (2001). What is surprising however is that EMDR achieves its results without copious hours of homework

which is an essential part of TFCBT (Rothbaum et al., 2005). If more treatment (session plus homework) is required for a better outcome – then why was not there an effect size difference in favour of TFCBT?

Indeed, when Scott and Stradling (1997) investigated two CBT-based treatments: image habituation training (IHT) and prolonged exposure (PE) in PTSD patients they found that those who completed the homework showed improvements over those who did not. Both Marks et al. (1998) and Richards et al. (1994) reported similar findings with respect to homework compliance and treatment outcomes. Furthermore in studies which have used CBT-based approaches with trauma populations and there have been no homework tasks, the experimental group reported more physical symptoms (Batten, Follette, Rasmussen Hall, & Palm, 2002), and more health care visits and avoidance symptoms than the control group at follow-up (Gidron, Peri, Connolly, & Shalev, 1996). It appears that homework is required in CBT-based approaches as consolidation is not completed in-session and requires extra self-guided tasks to promote habituation (Dozois, 2010).

Compliance rates for homework completion are low in most clinical populations and PTSD groups are no exception (Shapiro, 2001). Scott and Stradling (1997) report that only 7% of participants completed their homework in the prescribed manner in the IHT group and 56% of participants fulfilled the homework requirements in the PE group. The authors observed that the participants with more severe symptoms and co-morbid depression were less likely to comply with homework tasks. This is concerning as CBT-based approaches are not as successful without a homework component (Kazantzis & Lampropoulos, 2002) and this may be especially so for clients with a trauma history (Baikie & Wilhelm, 2005). As a consequence, even though CBT is efficacious for PTSD patients it may not be the most appropriate treatment (Scott & Stradling, 1997).

Thus, if homework is an unnecessary component of EMDR and it is equivalent to TFCBT then there is an efficiency argument in favour of EMDR. This was highlighted in the current data by the difference in prescribed homework between the two treatments and the calculation of an effective size per hour.

A major controversy remains when considering the treatment of choice for PTSD. To date we still have no clear understanding on the role of eye movements in the treatment process. It is possible that the eye movements promote an orienting response to the trauma by allowing the patient to confront the memory which becomes less threatening as the patient has to divide their attention between a motor task and the task of holding the visualisation of the trauma in their memory. That is, initially the traumatic memory may be upsetting and cause the person to initiate a “what-is-it” reflex. When there is no imminent threat, the patient’s sympathetic nervous system responds accordingly. A recent study by Schubert, Lee and Drummond (2011) confirmed this by measuring autonomic changes experienced by a non-clinical sample randomly assigned to a single session of EMDR with (fixed or varied pace) or without eye movements. They found that EMDR with eye movements was not only associated with reduction in distress over negative memories but also significant decreases in heart rate at the onset and skin conductance during eye movement sets. This relaxation response (which is incompatible with anxiety) is paired with the traumatic memory, which reduces avoidance and allows the memory to be processed sufficiently. The relaxation response primed by the eye movements in EMDR is clinically meaningful as it may moderate arousal during treatment. Thus, EMDR may be particularly apt for patients who are unable to tolerate the distress caused by exposure and who are unlikely to engage in homework tasks for the same reasons. An alternative to the orienting response is that to store trauma memories in an episodic form taxes working memory and that eye movements competes with such memories for the limited storage capacity, which then results in reductions

in vividness and subsequently emotional ratings (Engelhard, van den Hout, & Smeets, 2011; van den Hout et al., 2011; van den Hout et al., 2010).

EMDR is efficacious for PTSD and trauma patients with or without co-morbid depression and requires little – to – no between session tasks to ensure positive outcomes. This evidence can be added to the growing list of differences between EMDR and CBT that others have also noted including the way exposure is employed in each of the two treatment modalities, EMDR’s non-directive approach, and the encouragement of free association during trauma recall and distancing. Despite these differences, it is still not clear as to why homework is not required and what mechanisms are behind EMDR’s observed efficiency. Further exploration of this area may help to identify relevant treatment mechanisms.

Disclosure of interest

The second author receives payments for CBT and EMDR trainings.

References

- Adler-Tapia, R., & Settle, C. (2009). Evidence of the efficacy of EMDR with children and adolescents in individual psychotherapy: a review of the research published in peer-reviewed journals. *Journal of EMDR Practice and Research*, 3, 232–247.
- American psychological association. (2010a). PsycARTICLES. Retrieved 7th March, 2010 <http://www.apa.org/pubs/databases/psycarticles/index.aspx>
- American psychological association. (2010b). PsycINFO. Retrieved 7th March, 2010, from Author <http://www.apa.org/pubs/databases/psycinfo/index.aspx>
- Australian centre for posttraumatic mental health. (2007). *Australian guidelines for the treatment of adults with acute stress disorder and post-traumatic stress disorder*. Victoria: ACPMH.
- Baikie, K. A., & Wilhelm, K. (2005). Emotional and physical health benefits of expressive writing. *Advances in Psychiatric Treatment*, 11, 338–346.
- Batten, S. V., Follette, V. M., Rasmussen Hall, M. L., & Palm, K. M. (2002). Physical and psychological effects of written disclosure among sexual abuse survivors. *Behavior Therapy*, 33(1), 107–122.
- Beck, A. T. (1987). *Beck depression inventory manual*. San Antonio, TX: The Psychological Corporation.
- Beck, A. T., Ward, C. H., Mendelson, M., Mock, J., & Erbaugh, J. (1961). An inventory for measuring depression. *Archives of General Psychiatry*, 61, 611–619.
- Benish, S. G., Imel, Z. E., & Wampold, B. E. (2008). The relative efficacy of bona fide psychotherapies for treating post-traumatic stress disorder: a meta-analysis of direct comparisons. *Clinical Psychology Review*, 28(5), 746–758. <http://dx.doi.org/10.1016/j.cpr.2007.10.005>
- Bernstein, E. M., & Putnam, F. W. (1986). Development, reliability, and validity of a dissociation scale. *The Journal of Nervous and Mental Disease*, 174, 727–735.
- Bisson, J., & Andrew, M. (2009). *Psychological treatment of post-traumatic stress disorder (PTSD)*. *Cochrane database of systematic reviews 2007*. The Cochrane Collaboration.
- Bisson, J. I., Ehlers, A., Matthews, R., Pilling, S., Richards, D., & Turner, S. (2007). Psychological treatments for chronic post-traumatic stress disorder: systematic review and meta-analysis. *The British Journal of Psychiatry: The Journal of Mental Science*, 190(2), 97–104. <http://dx.doi.org/10.1192/bjp.bp.106.021402>
- Blake, D., Weathers, F. W., Nagy, L. M., Kaloupek, D. G., Charney, D. S., & Keane, T. M. (1997). *Clinician administered PTSD scale*. Boston, MA: Behavioral science division, Boston national center for post-traumatic stress disorder.
- Borenstein, M., Hedges, L., Higgins, J., & Rothstein, H. (2005). *Comprehensive meta-analysis (Version 2)*. New Jersey: Biostat.
- Brewer, K. (2001). *Clinical psychology*. Melbourne: Heinemann Educational Publishers.
- Davidson, J., Smith, R., & Kudler, H. (1989). Validity and reliability of the DSM-III criteria for post-traumatic stress disorder: experience with a structured interview. *The Journal of Nervous and Mental Disease*, 177, 336–341.
- Davidson, P. R., & Parker, K. C. H. (2001). Eye movement desensitization and reprocessing (EMDR): a meta-analysis. *Journal of Consulting and Clinical Psychology*, 69, 305–316.
- Derogatis, L. R. (1992). *SCL-90: Administration scoring and procedures manual-II*. Baltimore: Clinical Psychometric Research.
- Devilly, G. J., & Spence, S. H. (1999). The relative efficacy and treatment distress of EMDR and a cognitive-behavior trauma treatment protocol in the amelioration of post-traumatic stress disorder. *Journal of Anxiety Disorders*, 13, 131–157.
- Dozois, D. J. A. (2010). Understanding and enhancing the effects of homework in cognitive-behavioral therapy. *Clinical Psychology Science and Practice*, 17, 157–161.
- Duval, S., & Tweedie, R. (2000). Trim and Fill: a simple funnel-plot – based method of testing and adjusting for publication bias in meta-analysis. *Biometrics*, 56(2), 455–463. <http://dx.doi.org/10.1111/j.0006-341X.2000.00455.x>

- Ebsco publishing. (2010). Ebscohost. Retrieved 7th March, 2010 <http://search.ebscohost.com/>
- Edmond, T., Rubin, A., & Wambach, K. G. (1999). The effectiveness of EMDR with adult female survivors of childhood sexual abuse. *Social Work Research, 23*, 103–116.
- Elofsson, U. O. E., von Scheele, B., Theorell, T., & Sondergaard, H. P. (2008). Physiological correlates of eye movement desensitization and reprocessing. *Journal of Anxiety Disorders, 22*, 622–634.
- EMDR Institute. (2004). EMDR Institute, Inc. Retrieved 19th April, 2010, from <http://www.emdr.com/refs.htm>
- Engelhard, I. M., van den Hout, M. A., Janssen, W. C., & van der Beek, J. (2010). Eye movements reduce vividness and emotionality of "flashforwards". *Behaviour Research and Therapy, 48*(5), 442–447. <http://dx.doi.org/10.1016/j.brat.2010.01.003>
- Engelhard, I. M., van den Hout, M. A., & Smeets, M. A. M. (2011). Taxing working memory reduces vividness and emotional intensity of images about the Queen's Day tragedy. *Journal of Behavior Therapy and Experimental Psychiatry, 42*(1), 32–37. <http://dx.doi.org/10.1016/j.jbtep.2010.09.004>
- Foa, E. B. (1995). *The post-traumatic diagnostic scale (PDS) manual*. Minneapolis: National Computer Systems.
- Foa, E. B., & Meadows, E. A. (1997). Psychosocial treatments for post-traumatic stress disorder: a critical review. *Annual Review of Psychology, 48*, 449–480.
- Foa, E. B., & Rothbaum, B. (1998). *Treating the trauma of rape: cognitive-behavioural therapy for PTSD*. New York: The Guilford Press.
- Foa, E. B., Riggs, D. S., Dancu, C. V., & Rothbaum, B. O. (1993). Reliability and validity of a brief instrument for assessing post-traumatic stress disorder. *Journal of Traumatic Stress, 6*, 459–473.
- Foa, E. B., Dancu, C. V., Hembree, E. A., Jaycox, L. H., Meadows, E. A., & Street, G. P. (1999). A comparison of exposure therapy, stress inoculation training, and their combination for reducing post-traumatic stress disorder in female assault victims. *Journal of Consulting and Clinical Psychology, 67*, 194–200.
- Gidron, Y., Peri, T., Connolly, J. F., & Shalev, A. Y. (1996). Written disclosure in post-traumatic stress disorder: is it beneficial for the patient? *The Journal of Nervous and Mental Disease, 184*(8), 505–506.
- Gunter, R. W., & Bodner, G. E. (2008). How eye movements affect unpleasant memories: support for a working-memory account. *Behaviour Research and Therapy, 46*, 913–931.
- Hamilton, M. (1960). A rating scale for depression. *Journal of Neurology, Neurosurgery, and Psychiatry, 23*, 56–62.
- Hedges, L. V., & Vevea, J. L. (1998). Fixed- and random-effects models in meta-analysis. *Psychological Methods, 3*, 486–504.
- Hogberg, G., Pagani, M., Sundin, O., Soares, J., Aberg-Wistedt, A., Tarnell, B., et al. (2006). On treatment with eye movement desensitization and reprocessing of chronic post-traumatic stress disorder in public transportation workers – A randomized control trial. *Nordic Journal of Psychiatry, 61*, 54–61.
- Horowitz, M., Wilner, M., & Alvarez, W. (1979). Impact of event scale: a measure of subjective stress. *Psychosomatic Medicine, 41*, 209–218.
- Ironson, G., Freund, B., Strauss, J. L., & Williams, J. (2002). Comparison of two treatments for traumatic stress: a community-based study of EMDR and prolonged exposure. *Journal of Clinical Psychology, 58*, 113–128.
- Jaberghaderi, N., Greenwald, R., Rubin, A., Zand, S. A., & Dolatabadi, S. (2004). A comparison of CBT and EMDR for sexually-abused iranian girls. *Clinical Psychology and Psychotherapy, 11*, 358–368.
- Johnson, D. R., & Lubin, H. (2006). The counting method: applying the rule of parsimony to the treatment of post-traumatic stress disorder. *Traumatology, 12*, 83–99.
- Karatzias, A., Power, K., McGoldrick, T., Brown, K., Buchanan, R., Sharp, D., et al. (2007). Predicting treatment outcome on three measures for post-traumatic stress disorder. *European Archives of Psychiatry and Clinical Neuroscience, 257*, 40–46.
- Kazantzis, N., & Lampropoulos, G. K. (2002). Reflecting on homework in psychotherapy: what can we conclude from research and experience? *Journal of Clinical Psychology, 58*(5), 577–585.
- Kazantzis, N., Whittington, C., & Dattilio, F. (2010). Meta-analysis of homework effects in cognitive and behavioral therapy: a replication and extension. *Clinical Psychology Science and Practice, 17*, 144–156.
- Keane, T. M., Caddell, J. M., & Taylor, K. L. (1988). Mississippi scale for combat-related PTSD: three studies in reliability and validity. *Journal of Consulting and Clinical Psychology, 56*, 85–90.
- Lee, C. W., Gavriel, H., Drummond, P. D., Richards, J., & Greenwald, R. (2002). Treatment of PTSD: stress inoculation training with prolonged exposure compared to EMDR. *Journal of Clinical Psychology, 58*, 1071–1089.
- Lee, C. W., Taylor, G., & Drummond, P. D. (2006). The active ingredient in EMDR: is it traditional exposure or dual focus of attention? *Clinical Psychology and Psychotherapy, 13*, 97–107.
- Lohr, J. M., Tolin, D. F., & Lilienfeld, S. O. (1998). Efficacy of eye movement desensitization and reprocessing: implications for behavior therapy. *Behavior Therapy, 29*(1), 123–156.
- Marks, I., Lovell, K., Noshirvani, H., Livanou, M., & Thrasher, S. (1998). Treatment of post-traumatic stress disorder by exposure and/or cognitive restructuring: a controlled study. *Archives of General Psychiatry, 55*, 317–325.
- Montgomery, S. A., & Asberg, M. (1979). A new depression scale designed to be sensitive to change. *The British Journal of Psychiatry: The Journal of Mental Science, 134*, 382–389.
- National institute for clinical excellence. (2005). *Post-traumatic stress disorder: the management of PTSD in adults and children in primary and secondary care*. Great Britain: Gaskell and the British psychological society.
- National library of medicine. (1999). Medline. Retrieved 7th March 2010, from Author http://www.nlm.nih.gov/databases/databases_medline.html
- Power, K., McGoldrick, T., Brown, K., Buchanan, R., Sharp, D., Swanson, V., et al. (2002). A controlled comparison of eye movement desensitization and reprocessing versus exposure plus cognitive restructuring versus waiting list in the treatment of post-traumatic stress disorder. *Clinical Psychology and Psychotherapy, 9*, 299–318.
- Resick, P. A., Nishith, P., Weaver, T. L., Astin, M. C., & Feuer, C. A. (2002). A comparison of cognitive-processing therapy with prolonged exposure and a waiting condition for the treatment of chronic post-traumatic stress disorder in female rape victims. *Journal of Consulting and Clinical Psychology, 70*(4), 867–879. <http://dx.doi.org/10.1037/0022-006x.70.4.867>
- Richards, D., Lovell, K., & Marks, I. M. (1994). Post-traumatic stress disorder: evaluation of a behavioral treatment program. *Journal of Traumatic Stress, 7*, 669–680.
- Rodenburg, R., Benjamin, A., de Roos, C., Meijer, A. M., & Stams, G. J. (2009). Efficacy of EMDR in children: a meta-analysis. *Clinical Psychology Review, 29*, 599–606.
- Rogers, S., & Silver, S. M. (2002). Is EMDR an exposure therapy? A review of trauma protocols. *Journal of Clinical Psychology, 58*(1), 43–59.
- Rothbaum, B., Astin, M. C., & Marsteller, F. (2005). Prolonged exposure versus eye movement desensitization and reprocessing (EMDR) for PTSD rape victims. *Journal of Traumatic Stress, 18*, 607–616.
- Sack, M., Lempa, W., Steinmetz, A., Lamprecht, F., & Hofmann, A. (2008). Alterations in autonomic tone during trauma exposure using eye movement desensitization. *Journal of Anxiety Disorders, 22*, 1264–1271.
- Schubert, S. J., Lee, C. W., & Drummond, P. D. (2011). The efficacy and psychophysiological correlates of dual-attention tasks in eye movement desensitization and reprocessing (EMDR). *Journal of Anxiety Disorders, 25*, 1–11.
- Scott, M. J., & Stradling, S. G. (1997). Client compliance with exposure treatments for post-traumatic stress disorder. *Journal of Traumatic Stress, 10*, 523–526.
- Seidler, G., & Wagner, F. (2006). Comparing the efficacy of EMDR and trauma-focused cognitive-behavioral therapy in the treatment of PTSD: a meta-analytic study. *Psychological Medicine, 36*(11), 1515.
- Shapiro, F. (2001). *Eye movement desensitization and reprocessing: basic principles, protocols and procedures* (2nd ed.). New York: The Guilford Press.
- Spielberger, C. D., Gorsuch, R. L., & Lushene, R. E. (1970). *Manual for the state-trait anxiety inventory (self-evaluation questionnaire)*. Palo Alto: Consulting Psychologists Press.
- Taylor, S., Thordarson, D. S., Maxfield, L., Fedoroff, I. C., Lovell, K., & Orgodniczuk, J. (2003). Comparative efficacy, speed, and adverse effects of three PTSD treatments: exposure therapy, EMDR, and relaxation training. *Journal of Consulting and Clinical Psychology, 71*, 330–338.
- van den Hout, M. A., Engelhard, I. M., Smeets, M. A. M., Hornsveld, H., Hoogveen, E., de Heer, E., et al. (2010). Counting during recall: taxing of working memory and reduced vividness and emotionality of negative memories. *Applied Cognitive Psychology, Special issue: Current Directions at the Juncture of Clinical and Cognitive Science, 24*(3), 303–311.
- van den Hout, M. A., Engelhard, I. M., Rijkeboer, M. M., Koekebakker, J., Hornsveld, H., Leer, A., et al. (2011). EMDR: eye movements superior to beeps in taxing working memory and reducing vividness of recollections. *Behaviour Research and Therapy, 49*(2), 92–98. <http://dx.doi.org/10.1016/j.brat.2010.11.003>
- Van Etten, M. L., & Taylor, S. (1998). Comparative efficacy of treatments for post-traumatic stress disorder: a meta-analysis. *Clinical Psychology and Psychotherapy, 5*(3), 126–144.
- Vaughan, K., Armstrong, M. S., Gold, R., O'Connor, N., Jenneke, W., & Tarrier, N. (1994). A trial of eye movement desensitization compared to image habituation training and applied muscle relaxation in post-traumatic stress disorder. *Journal of Behavior Therapy and Experimental Psychiatry, 25*, 283–291.
- Wanders, F., Serra, M., & de Jongh, A. (2008). EMDR versus CBT for children with self-esteem and behavioral problems: a randomized controlled trial. *Journal of EMDR Practice and Research, 2*, 180–189.
- Watson, C. G., Juba, M., Manifold, V., Kucala, T., & Anderson, P. E. D. (1991). The PTSD interview: rationale, description, reliability, and concurrent validity of a DSM-III-based technique. *Journal of Clinical Psychology, 47*, 179–188.
- Whitehead, A. (2002). *Meta-analysis of controlled clinical trials*. West Sussex: John Wiley & Sons, LTD.
- Wolpe, J. (1969). *The practice of behavior therapy*. New York: Pergamon Press.
- Zigmond, A. S., & Snaith, R. P. (1983). The hospital anxiety and depression scale. *Acta Psychiatrica Scandinavica, 67*, 361–370.